




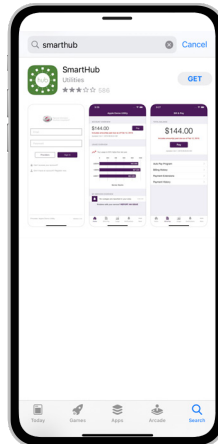
# Download the SmartHub App and Register Account (Mobile)

STEP 1



On your mobile device open your app store application.

STEP 2



Search for **SmartHub** and look for the SmartHub icon. Follow the instructions to install the app on your device.

STEP 3



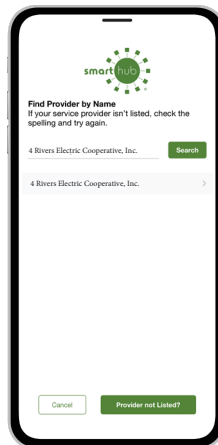
Once the app installs, tap the SmartHub icon on your device to open the app.

STEP 4



After SmartHub opens to the initial launch screen, tap the appropriate button to search by **Name**.

STEP 5



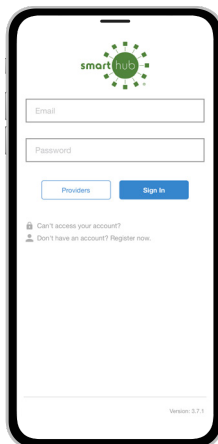
Search for the name of your provider and click on their name in the search results list.

STEP 6



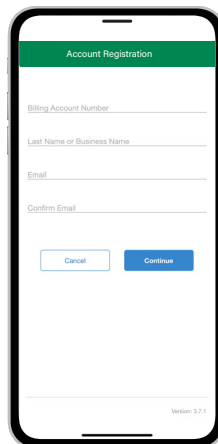
Tap the **Confirm** button to confirm your choice.

STEP 7



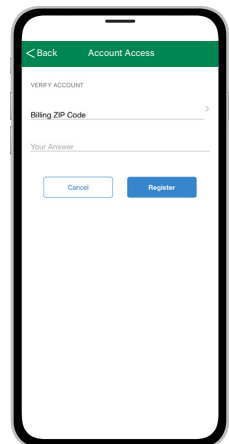
From the SmartHub login screen, look for the link that says **Don't have an account? Register now**.

STEP 8



Fill out the registration form completely and tap the **Continue** button.

STEP 9

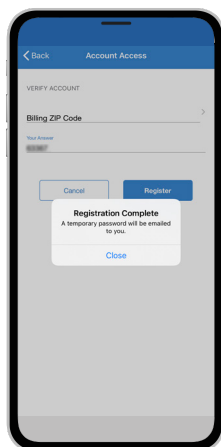


On the security check screen, answer all of the security questions and tap the **Register** button again.



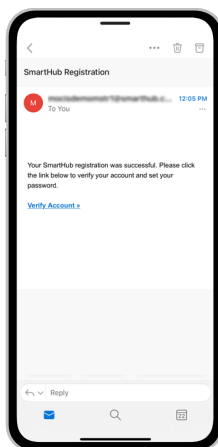
# How to Download the SmartHub App and Register Account (Mobile)

STEP 10



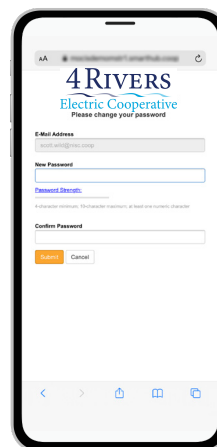
After you click the **Registration** button, you will receive an email that will ask you to **Verify Account**.

STEP 11



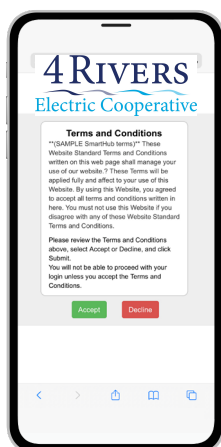
Open the email and click on the **Verify Account** link.

STEP 12



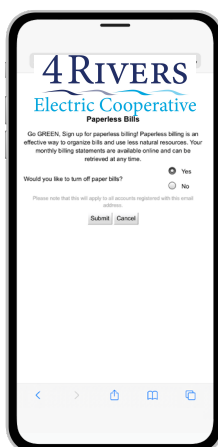
The next step will ask you to set your new password on your account. Type your new password in twice and tap **Save**.

STEP 13



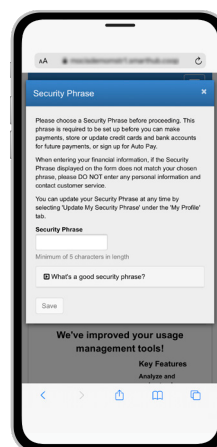
During your first log in, you may be asked to accept our terms and conditions. Tap the **Accept** button to do so.

STEP 14



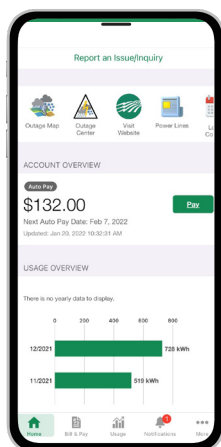
If you would like to activate Paperless Billing move the **Activate Paperless Billing** slider to the right and tap **Save**.

STEP 15



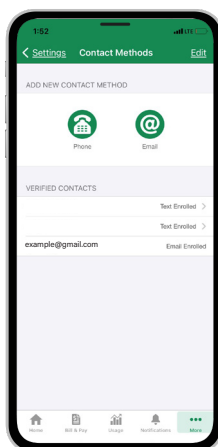
You'll be asked to set your Security Phrase. This is required before you can make payments or store account information.

STEP 16



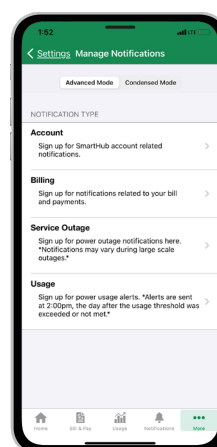
Congratulations! You have successfully installed the app and registered your SmartHub account!

STEP 17



If you would like to receive email or text message notifications go to **Settings** and select **Contact Methods**. Enroll email and mobile numbers for notifications.

STEP 18



Then select **Manage Notifications** to set the notifications you wish to receive.